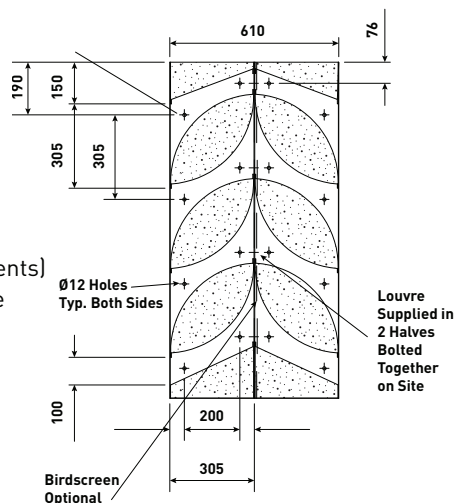


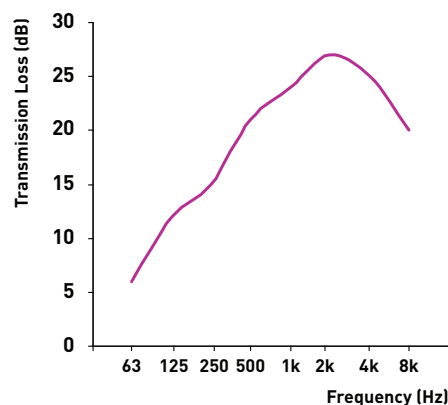
Weight 80kg/m²
Module Width 300 - 1800mm
Standard Module Height 305 - 3660mm (in 305mm increments)
 Intermediate heights are available



Louvre Supplied in 2 Halves Bolted Together on Site

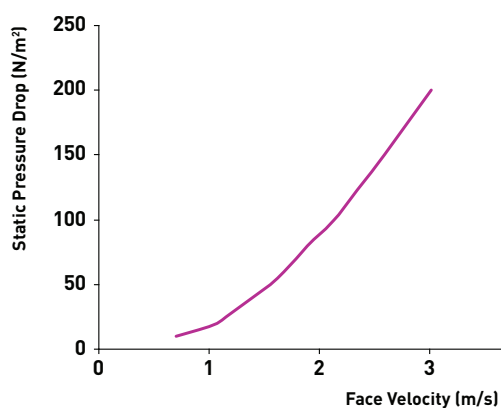
Acoustic Performance

Octave Band Centre Frequency (Hz)	63	125	250	500	1k	2k	4k	8k
Transmission Loss (dB)	6	12	15	21	24	27	25	20
Acoustic Rating	R_w24dB / D_{new}31dB							
For noise reduction, add 6dB to the above values								



Aerodynamic Performance

Static Pressure Drop (N/m²)	10	20	30	40	50	60	70	80	90	100
Face Velocity (m/s)	0.70	1.07	1.21	1.39	1.55	1.68	1.79	1.89	2.01	2.13
Nominal Free Area	43%* * Average over louvre depth									
Cd	0.17									



Pressure Drop = \dot{m}/Cd
 \dot{m} = mass flow
 Cd = Discharge Coefficient

Errors and Omissions Excepted [E&OE].